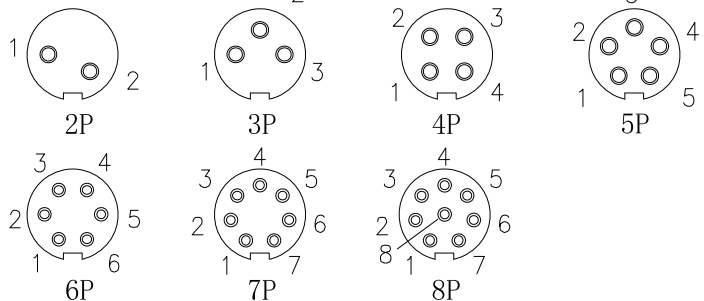
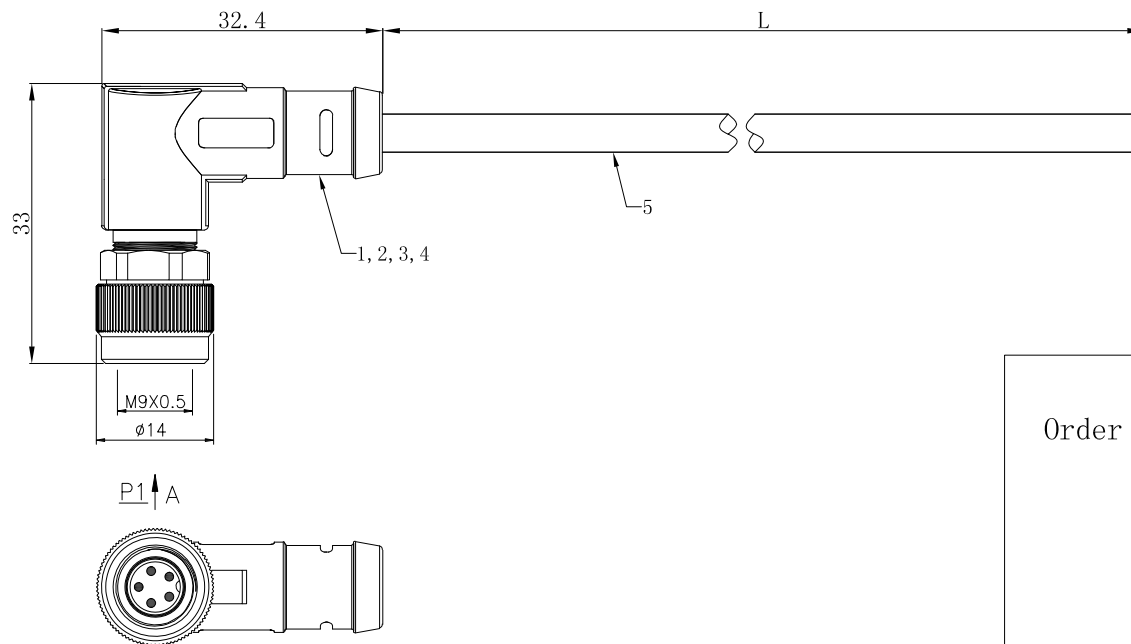


Pin Layout



Specifications

Contacts	2	3	4	5	6	7	8
Rated current/ Rated voltage	4A/125V	4A/125V	3A/125V	3A/125V	1A/125V	1A/125V	1A/125V
Rated pulse voltage (AC V)	1500	1500	1500	1500	1500	1500	1500
Withstand voltage	II	II	II	II	II	II	II
Insulation resistance (MΩ)	III	III	III	III	III	III	III
Contact resistance mΩ)	≤3	≤3	≤3	≤3	≤3	≤3	≤3



Specifications:

- IP rating: IP67
- Ambient temperature: -25°C~+85°C
- Mating endurance: >500cycles
- Wire gauge:
2,3,4,5PIN:24AWG OR 0.25mm²
6,7,8PIN:26AWG OR 0.14mm²

Order NO. Description

M9004 X X XXXX

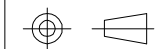
POLES 2=2Poles 3=3Poles 4=4Poles 5=5Poles 6=6Poles 8=8Poles	CABLE LENGTH (cm)
	30=30cm 100=100cm 1000=1000cm
	CABLE SHEATH C=PVC R=PUR

5	Cable	24WG or 26AWG*2~8C ,PUR OR PVC jacket,Black	1
4	Molding	PVC, Black	1
3	Screw Nut	Brass with nickel plated	1
2	Contact	Brass with Gold plated	2~8
1	Connector	M9 female Connector Insert	1
NO	PART NAME	DESCRIPTION	QTY

-TOLERANCES-
UNLESS OTHERWISE
SPECIFIED



RENHOTEC GROUP



PART DESCRIPTION:
R/A M9 Female connector with cable molded

UNLESS OTHERWISE SPECIFIED
TOLERANCES FOR MILLIMETERS ARE:
0.5 - 8mm ± 0.20mm
8 - 30mm ± 0.25mm
30 - 120mm ± 0.30mm

Appd: JIM.KING	P/N: M9004XXXXXX				
Check:	Date	Scale	Unit	Type	Page
Draw: Ding	2023.02.28	Free	MM	Z	1/1